

Burners from single to quad


We can supply you with the best balloon burner in the world. The question is, which of our wide range of models is the one most suited to your needs?

The choice starts with our single-that-thinks-it's-a-double: everything is duplicated except the can, coil and igniter. This ensures you save weight and money yet still enjoy the security of a twin fuel supply, twin blast valves, twin pilot lights and even twin whisper burners. Naturally we also offer



different combinations of Stealth and Shadow burners to give you trouble free inflations and quiet cruising.

Our blast valves - generally available with a choice of squeeze or toggle operation - feature the unequalled Cameron double seal, which provides a visible indication if one of the o-rings is damaged and in need of replacement. And speaking of maintenance, Shadow, Stealth and Stratus are designed with simple, fast servicing in mind.



double, triple and quad burner units for use with larger balloons.

That's only the start of your options. You can then choose between the low cost Stratus, the ultra-low noise Stealth - a full power main burner that is as quiet as many whisper burners (and with a clean, pale blue flame that doesn't create soot) or the Shadow - also quieter than average because of its multi-hole jets, and with a firm, slim flame that makes inflating a breeze even in a breeze! With double, triple and quad units you can select






Pilot lights, frames and heat shields

Self regulating liquid pilot lights are fitted as standard. These incorporate two filters to minimise the possibility of blocked jets and remove the need for tank top vapour regulators and separate vapour hoses. With Stealth and Shadow, vapour pilot lights are available as no-cost alternatives.

Burners are incorporated into frames using a lightweight mono-bloc gimbaling system that removes the need for an inner frame - another weight saving. Available in a wide variety of sizes, frames are fitted with fixed corner sockets as standard, though Cameron's popular flexible corner sockets are an extra-cost option on some smaller models. All large frames have eight karabiner attachment points, doubling the safety factor found on most other large balloon systems. For passenger comfort, frames matched to double T-partition baskets are fitted with sturdy aluminium heat shields. Special restraint lugs, that take the strain away from the flying wires and karabiners, are another optional burner or basket frame feature.

An adjustable height frame, with fingertip controlled pneumatic action, is available to fit smaller burner frames - ideal for balloons that are flown by pilots of different altitudes! Burner height can even be adjusted while in flight.



Burner information

	WEIGHT	MAX POWER	NOISE
SUPER SHADOW SINGLE	17kg/37lb	21,600,000 Btu/6.3 Mw (main & whisper) at 100psi / 6.8 bar.	99 dBA (measured at 45cm below burner)
SUPER SHADOW DOUBLE	24kg/53lb	24,000,000 Btu/7.0 Mw at 100psi / 6.8 bar.	99 dBA (measured at 45cm below burner)
STEALTH / SHADOW DOUBLE	24kg/53lb	24,000,000 Btu/7.0 Mw at 100psi / 6.8 bar.	92 dBA Stealth / 99 dBA Shadow (measured at 45cm below burner)
Multi-Hole Whisper Burner	Not applicable	9,600,000 Btu/2.8 Mw at 100psi / 6.8 bar.	88 dBA (measured at 45cm below whisper burner)

Please note that the figures given above are typical but not guaranteed and that product specifications are subject to change without notice. Burner weights may vary depending on choice of frame.